



Tips and Best Practices



Wonder is an online space where people can meet and talk.

Tips and Best Practice to Facilitate Your Experience:

1. Transitioning from Zoom to Wonder:

- Turn off your Zoom video in order to activate your Wonder video
- Mute yourself in Zoom and turn on the volume in Wonder
- Once you're in Wonder, please mute yourself if you're not talking.

2. Troubleshooting tech issues:

- Loading Platform:** It might take a few minutes to load, waiting on the page, so just give it 2 minutes before you wonder why it's not working!
- Browser:** Use Google Chrome if possible. You may not be able to access the platform with Safari or Internet Explorer.

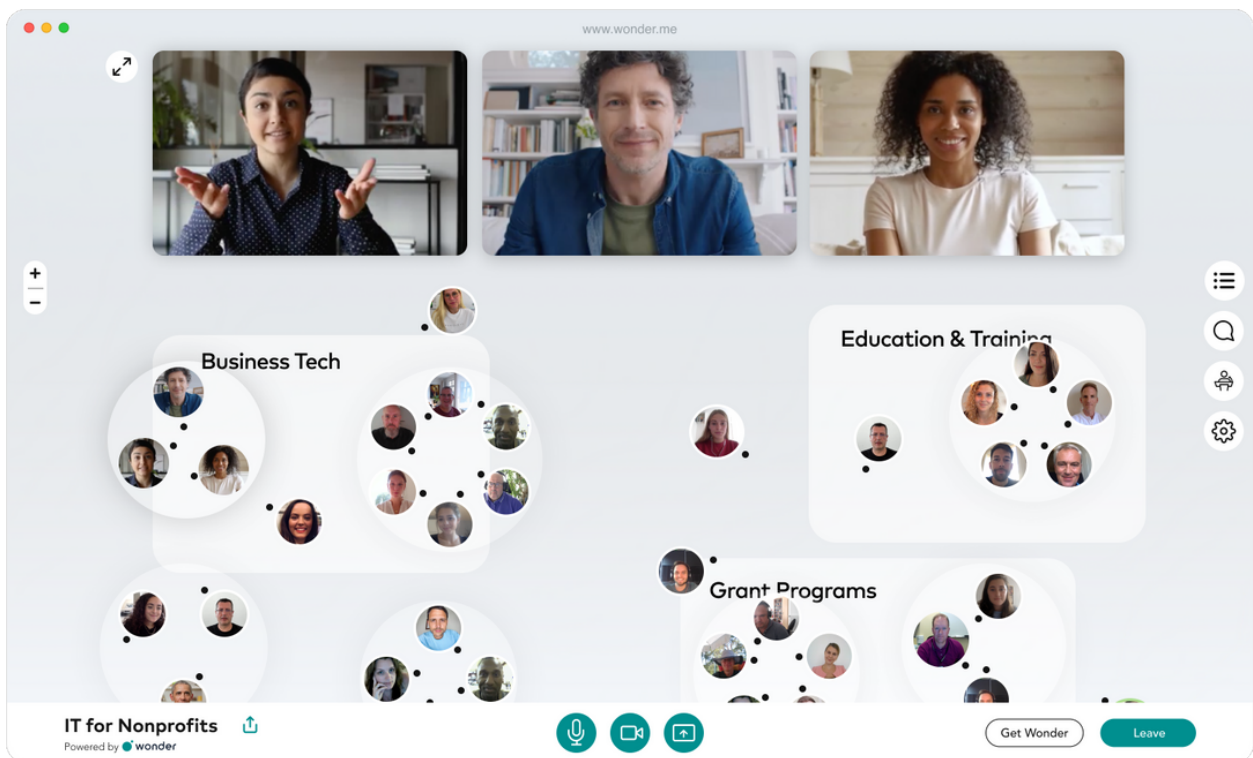
- c. **Firewalls:** We advise that you use your personal computers since your work computers may have built in firewalls that prevent you from accessing external platforms.
- d. If you have a VPN, please turn it off. To troubleshoot additional issues with your VPN, please read [here](#).

3. Increasing your engagement level on Wonder:

- a. We encourage you to keep your camera on if you can!
- b. Name yourself: First Name, Chapter or Company/Organization

4. Navigating on Wonder:

- a. Once you log onto Wonder, you'll see yourself as a bubble. To move your bubble around, you have to click and hold where you want to be rather than dragging your "circle".
- b. If you're still finding it difficult to navigate with your mouse, you can use the up/down/left/right arrows to move your bubble.




- ### 5. Notice the tool bar on the right side of your screen? You can use this toolbar for many nifty things, such as:
- a. **Chatting:** You can chat privately with a select participant or you can chat with everyone in the room, it's up to you.


- b. **Who else in the room with you?** Click on the "participant" icon to see who else is in the entire room and who is closest to you in the physical space.

6. Join a Themed Room!


SUSTAINABLE SPACE TRAVEL



DESTINATION MARS



ROBOTICS IN SPACE



Net Impact will create various thematic area rooms that are meant for anyone to join based on your interest. For example, there will be rooms titled, "General Chapter Networking" and "Climate Change". You are welcome to join any of these themed area rooms to meet new people or you can opt to stay in the main room.

7. Best practices for privacy:

- a. ***As a best practice, please do not lock a themed area room.*** *These rooms are meant for public conversation around the themed topics. If you'd like to continue a conversation privately, you can ask the other person to move out of the themed area room and start a new room with you and then hit the "lock" icon, which you will see in the top right of your screen.*



- b. If you would like to have a private conversation, please do not lock the general, themed rooms. For privacy, you may go into an individual room with the other person and then lock it by clicking the "Lock" icon on the top, right corner of your screen.

8. It's ok to leave a conversation! Just like at a regular conference, you might find yourself in a conversation that no longer interests you. It is ok to politely exit the conversation and move on to connecting with other people.

9. Broadcasting Function: This broadcasting function in the toolbar is only meant for the host to broadcast instructions to the participants.

10. Be respectful: Please review Net Impact's [code of conduct](#) before logging into Wonder. We ask everyone to be respectful of each other.